

TRANSPORT SECTOR PPP MARKET



iMC worldwide
Development | Management | Infrastructure

InfraPPP
Reports

DISCLAIMER

This document has been prepared by InfraPPP, part of IMC Worldwide, using information from our database of PPP projects. This document does not necessarily reflect the views of IMC Worldwide.

This research includes substantial market information and analyses on PPP projects recorded in InfraPPP's proprietary databases. The investment volumes and the number of projects presented in this report are not exhaustive, and correspond exclusively to the PPP projects of which InfraPPP keeps track. The investment volumes and dates are approximate and extracted from publicly available information.

Information gathered from several sources may have been used in the preparation of this document but was not independently verified by InfraPPP.

The document may be provided to third parties for informational purposes only and shall not be relied upon by third parties as specific professional advice or recommendations. Neither IMC Worldwide nor its affiliates or related entities shall be responsible for any loss whatsoever sustained by any party who relies on any information included in this document.



CONTENT

1. INTRODUCTION
2. PPP ACTIVITY
3. TOP COMPETITORS
4. TOP PROJECTS
5. TOP PLAYERS

1. INTRODUCTION



1.1. Introduction

Transport sector

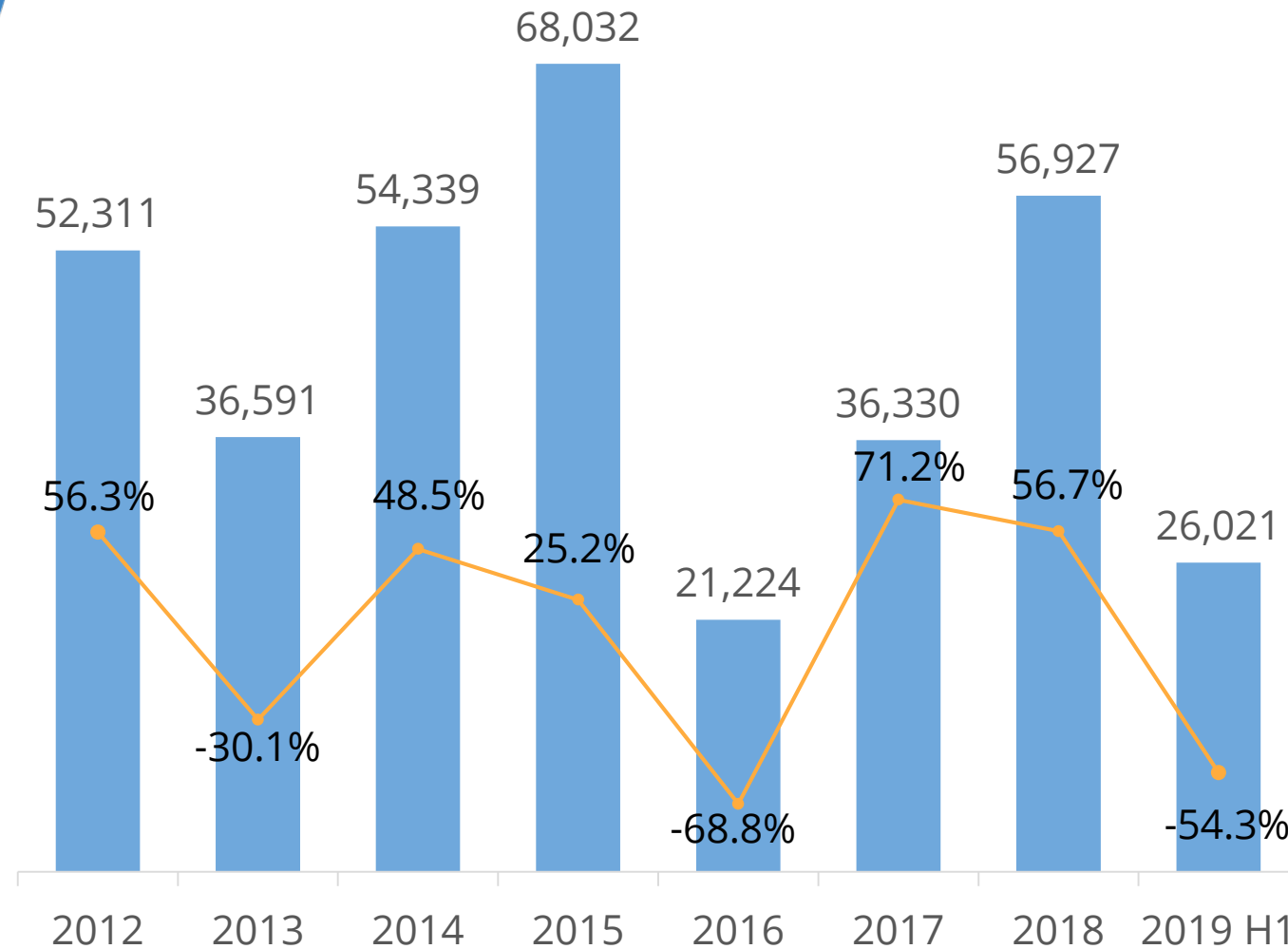
Transport is a key element of economic and social development. The modernization of the transportation systems in every country is essential, since it can mean the difference between uninterrupted progress and persistent under-development.

Governments are progressively collaborating with the private sector in the creation of new transportation structures and the investment into already existing facilities. In developing countries, partnerships with the **private sector are an ever more attractive** option to share both the costs and risks of PPP projects.

According to InfraPPP World Database, since 2013, **over 2,000 transport PPPs** have been developed all around the globe, which amount to an investment value of **more than USD 1,500 billion**.

1.2.1 Investment volume. Transport sector.

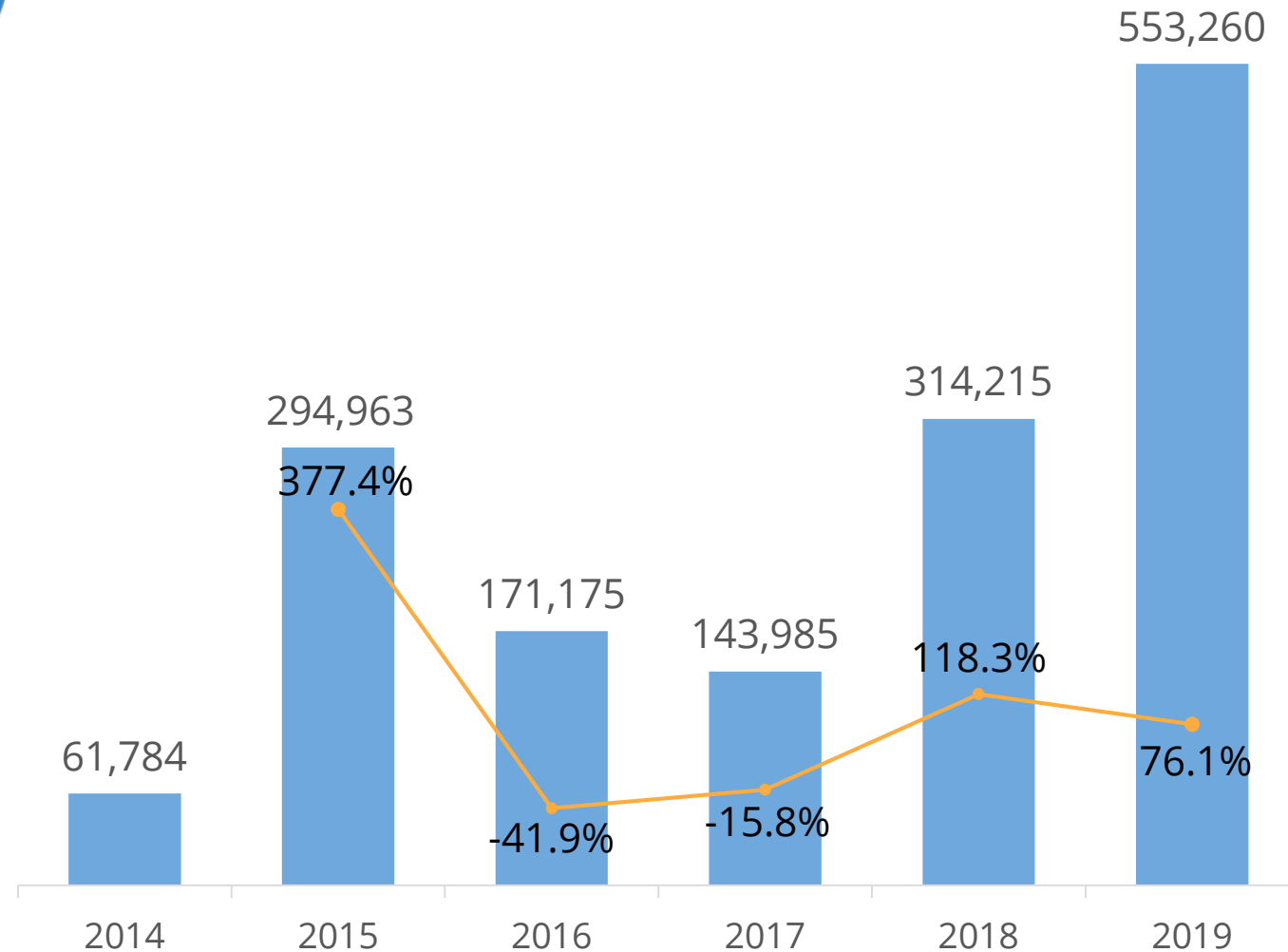
USD (MM) and growth (%). 2012 – 2019 H1



The evolution of the investment volume in the sector has been quite irregular during the last years, with an increase of 56.7% in the investment volume in 2018. During the first half of 2019, the investment volume has been USD 26,021 million.

1.2.2 Investment volume. Transport sector.

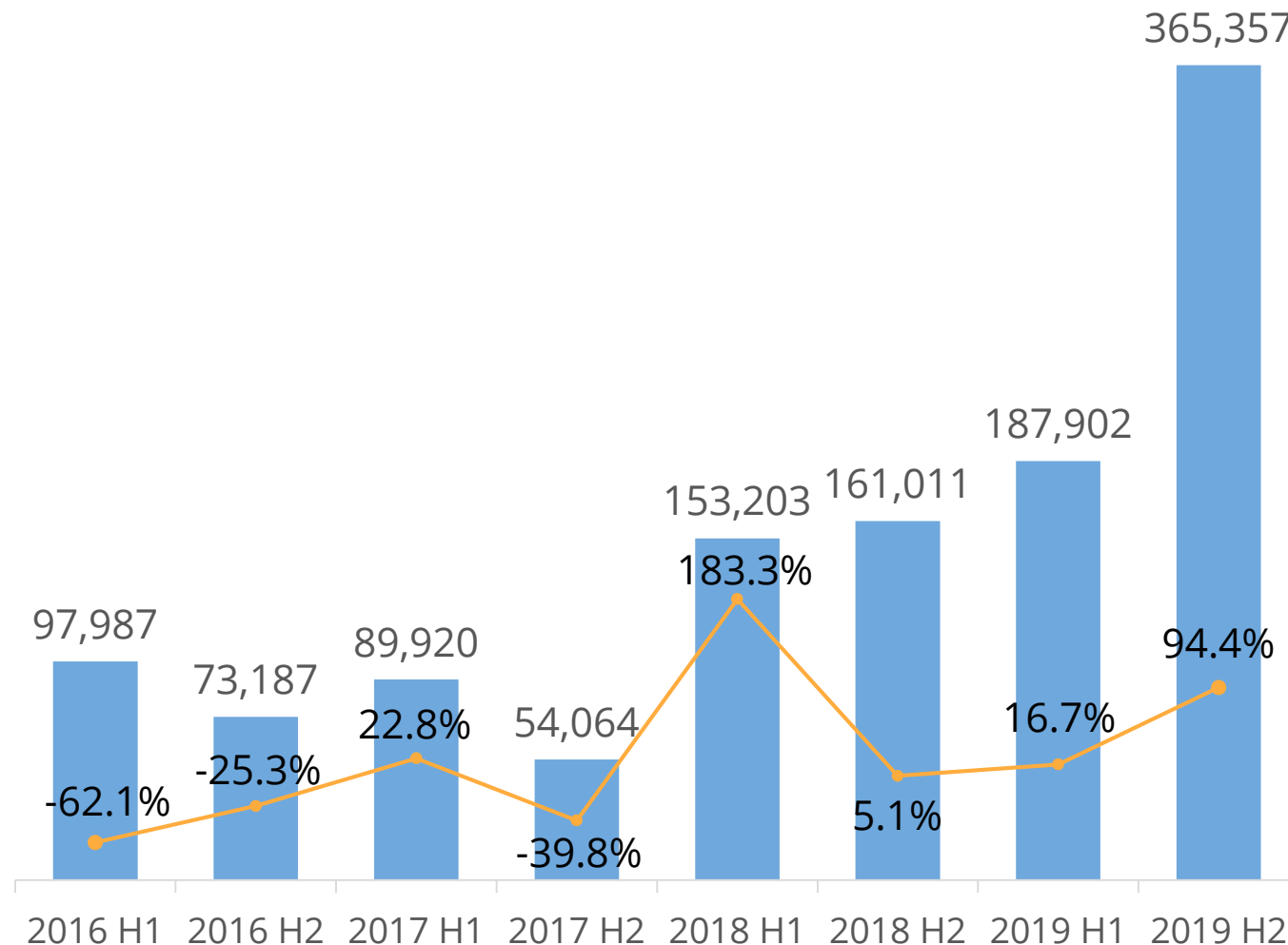
USD* (MM) and growth (%). 2016 – 2019



After an outstanding growth in the investment volume in 2015, the yearly investment started decreasing. However, during both 2018 and 2019 we can appreciate **signals of recovery**, with an increase of 76.1% during the last year.

1.2.3 Investment volume. Transport sector.

USD* (MM) and growth (%). 2016 H1 – 2019 H2



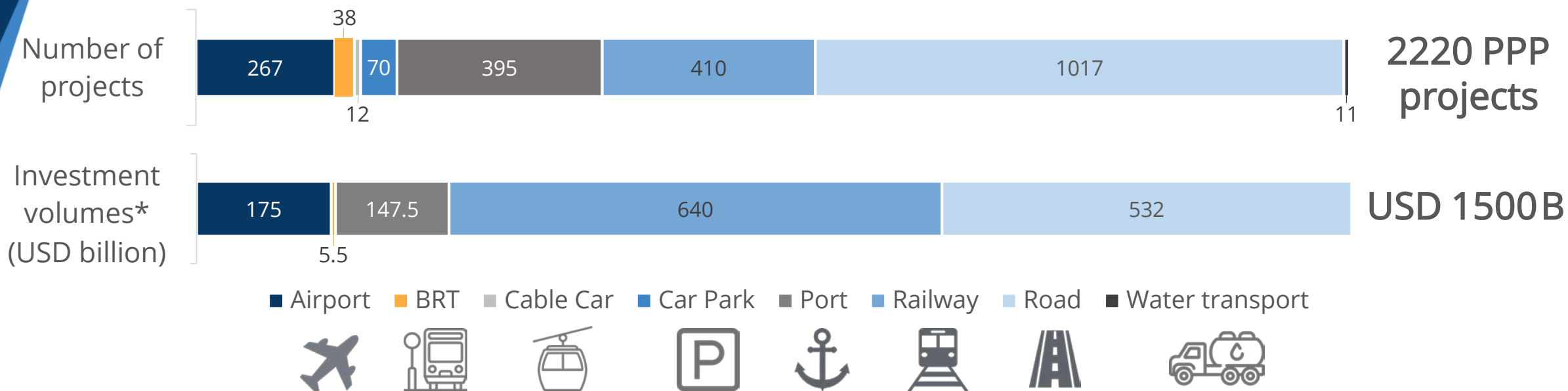
The evolution of the investment volume in the sector has been irregular during the last years, with an increase of 183.3% in the first half of 2018. However, during 2019, we can appreciate signals of progress, reaching a 94.4% growth in the second semester of the year.

2. PPP ACTIVITY



2.1. PPP portfolio by subsector (Transport sector)

Number of projects and investment volumes* in USD



Road subsector leads the transport PPP market in number of projects (1017 PPP projects) while Railway subsector outstands in investment volumes (USD 640 billion). Airport and Port subsectors also share an important part of this PPP market.

Note: The total amount of projects and investment involve all the projects in different stages until December 2019.

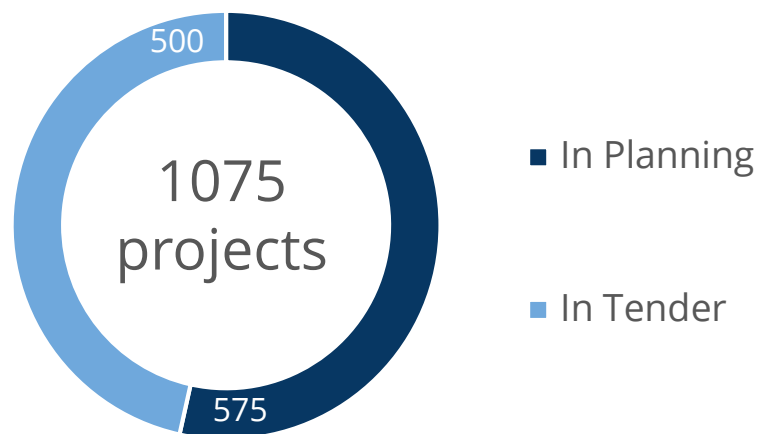
*Not all projects' financial data available

Source: InfraPPP World Project Database 2019

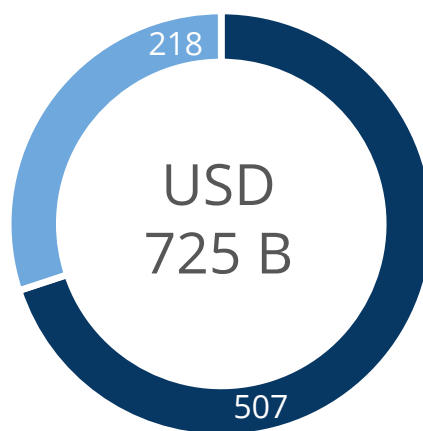
2.2. PPP Project portfolio by stage (Transport sector)

Projects in pipeline (in planning + in tender*)

Number of projects



Investment volumes** (USD billion)



The transport sector has a pipeline composed of 1075 PPP projects involving a total forecasted investment of USD 725 billion:

- **In planning:** 575 projects – USD 507 billion.
- **In tender:** 500 projects – USD 218 billion.

*PPP projects at planning or tender stage.

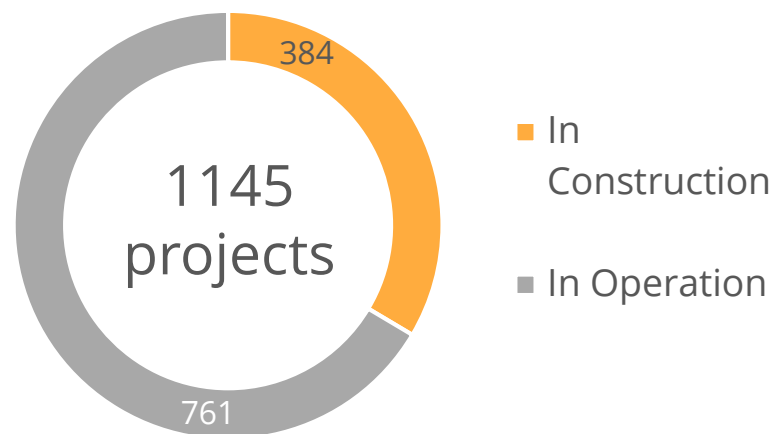
**Not all projects' financial data available

Source: InfraPPP World Project Database 2019

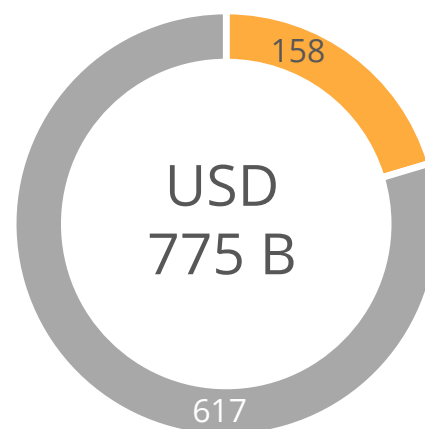
2.3. PPP Project portfolio by stage (Transport sector)

Active projects (in construction + in operation)

Number of projects



Investment volumes* (USD billion)



The transport sector has a total of **1145 active PPP projects** involving a total investment of **USD 775 billion**:

- **In construction**: 384 projects - USD 158 billion.
- **In operation**: 761 projects - USD 617 billion.

*Not all projects' financial data available

Source: InfraPPP World Project Database 2019

3. TOP COUNTRIES



3.1. Top PPP sector competitors.

PPP Activity and investment volumes* in USD 2018-2019

PPP projects in Pipeline
PPP projects active



UNITED KINGDOM

- Number: 12
- Value: USD 76B

- Number: 13
- Value: USD 19B



AUSTRALIA

- Number: 8
- Value: USD 42B

- Number: 19
- Value: USD 48B



UNITED STATES

- Number: 59
- Value: USD 42B

- Number: 38
- Value: USD 43B



PHILIPPINES

- Number: 34
- Value: USD 38B

- Number: 27
- Value: USD 30B

*Not all projects' financial data available
Source: InfraPPP World Project Database 2019

4. TOP PROJECTS



4.1. TOP PPP projects in pipeline. Transport.

Biggest projects in pipeline by investment volume – 2018/19

Source: InfraPPP World Project Database
2019

High Speed 2 (HS2) rail project



- Country: UK
- Sector: Railway
- Stage: In planning
- Value: USD 70.5B
- Description:

HS2 is a planned high-speed railway which will initially link the cities of London and Birmingham, followed by further extension to North West England and Yorkshire.

Suburban Rail Loop PPP Project in Melbourne



- Country: Australia
- Sector: Railway
- Stage: In tender
- Value: USD 34.3B
- Description:

Development of an underground rail link Suburban Rail Loop, a 90km rail line circling Melbourne's suburbs with 12 new stations connecting every major railway line from the Frankston line to the Werribee line via Melbourne Airport.

Porto Alegre road station PPP in Rio Grande do Sul



- Country: Brazil
- Sector: Road
- Stage: In planning
- Value: USD 19.8B
- Description:

The project involves the development and modernization of the Porto Alegre Road Station in the State of Rio Grande do Sul, Brazil.

Greenfield airport PPP



- Country: Kuwait
- Sector: Airport
- Stage: In planning
- Value: USD 12B
- Description:

The project involves the construction and operation of a new airport in northern Kuwait. The airport would be able to handle 25 million passengers a year and would generate over 15,000 new jobs.

4.2. TOP PPP active projects. Transport.

Biggest active projects by investment volume – 2018/19

Source: InfraPPP World Project Database 2019

Tallinn-Helsinki undersea tunnel project



- Country: Estonia
- Sector: Railway
- Stage: MoU signed
- Value: USD 16.7B
- Description:

Development of an undersea 100 km long rail tunnel link to connect Helsinki and Tallinn. The new tunnel would also connect Helsinki to Rail Baltica, a new standard-gauge line that links Tallinn, Riga, Kaunas, Warsaw and Berlin.

New International Airport in Bulacan



- Country: Philippines
- Sector: Airport
- Stage: Signed
- Value: USD 13.9B
- Description:

Construction and operation & maintenance of a new international gateway airport in Bulacan in Central Luzon region of the Philippines, with a design capacity of 100 million passengers per year.

Guizhou expressway PPP project



- Country: China
- Sector: Road
- Stage: Awarded
- Value: USD 8.5B
- Description:

Construction, financing, operation and maintenance of expressway in Guizhou. The expressway will make the transportation connection between Nayong, Zhijin, Liuzhi, Qinglong and Qianxinanzhou in the Qianxi area.

Melbourne Port Lease Transaction



- Country: Australia
- Sector: Port
- Stage: Financial close
- Value: USD 7.4B
- Description:

The Victorian State Government will offer a medium-term lease to operate the Port of Melbourne. The Port of Melbourne accounts for up to 35 per cent of Australia's container trade.

5. TOP PLAYERS



5.1. TOP PPP Projects Players (Water)





Number of deals* and investment volume** - 2018/19







PROJECT OWNERS

-  CRCC: 17 Deals. USD 33.4B
-  VINCI: 15 Deals. USD 12.9B
-  Sacyr: 15 Deals. USD 11.1B
-  ACS: 13 Deals. USD 19.7B

FINANCIAL ADVISORS

-  PwC: 11 Deals.
-  KPMG: 9 Deals.
-  IFC: 6 Deals.
-  Deloitte: 5 Deals.

LENDERS

-  EIB: 25 Deals.
-  SMBC: 21 Deals.
-  KfW IPEX Bank: 18 Deals.
-  FDN: 14 Deals.

*Deals: Operations involving PPP projects

**Not all projects' financial data available

Source: InfraPPP World Project Database 2019

If you are interested in getting more details about PPP projects in the transport sector, click the image below to visit our **PPP Reports** section and download this report's projects spreadsheet:

InfraPPP Reports



The excel spreadsheet lists all of the PPP projects in development in the transport sector in the InfraPPP database.

Projects are organised by stage, with listings spanning from projects in planning to those in operation.

InfraPPP



iMC worldwide

Development | Management | Infrastructure

Infrappworld.com

imcworldwide.com

+34 951 76 79 73

Europe Regional Office: Paseo de la Farola, 8 Oficina
5, Málaga, Spain

Headquarters: 64-68 London Road Redhill, Surrey
RH1 1LG, UK