

CANADA PPP MARKET



iMC worldwide
Development | Management | Infrastructure

InfraPPP
Reports

DISCLAIMER

This document has been prepared by InfraPPP, part of IMC Worldwide, using information from our database of PPP projects. This document does not necessarily reflect the views of IMC Worldwide.

This research includes substantial market information and analyses on PPP projects recorded in InfraPPP's proprietary databases. The investment volumes and the number of projects presented in this report are not exhaustive, and correspond exclusively to the PPP projects of which InfraPPP keeps track. The investment volumes and dates are approximate and extracted from publicly available information.

Information gathered from several sources may have been used in the preparation of this document but was not independently verified by InfraPPP.

The document may be provided to third parties for informational purposes only and shall not be relied upon by third parties as specific professional advice or recommendations. Neither IMC Worldwide nor its affiliates or related entities shall be responsible for any loss whatsoever sustained by any party who relies on any information included in this document.



CONTENT

1. INTRODUCTION
2. PPP ACTIVITY
3. TOP REGIONAL COMPETITORS
4. TOP PROJECTS
5. TOP PLAYERS

1. INTRODUCTION



1.1. Introduction

Canada

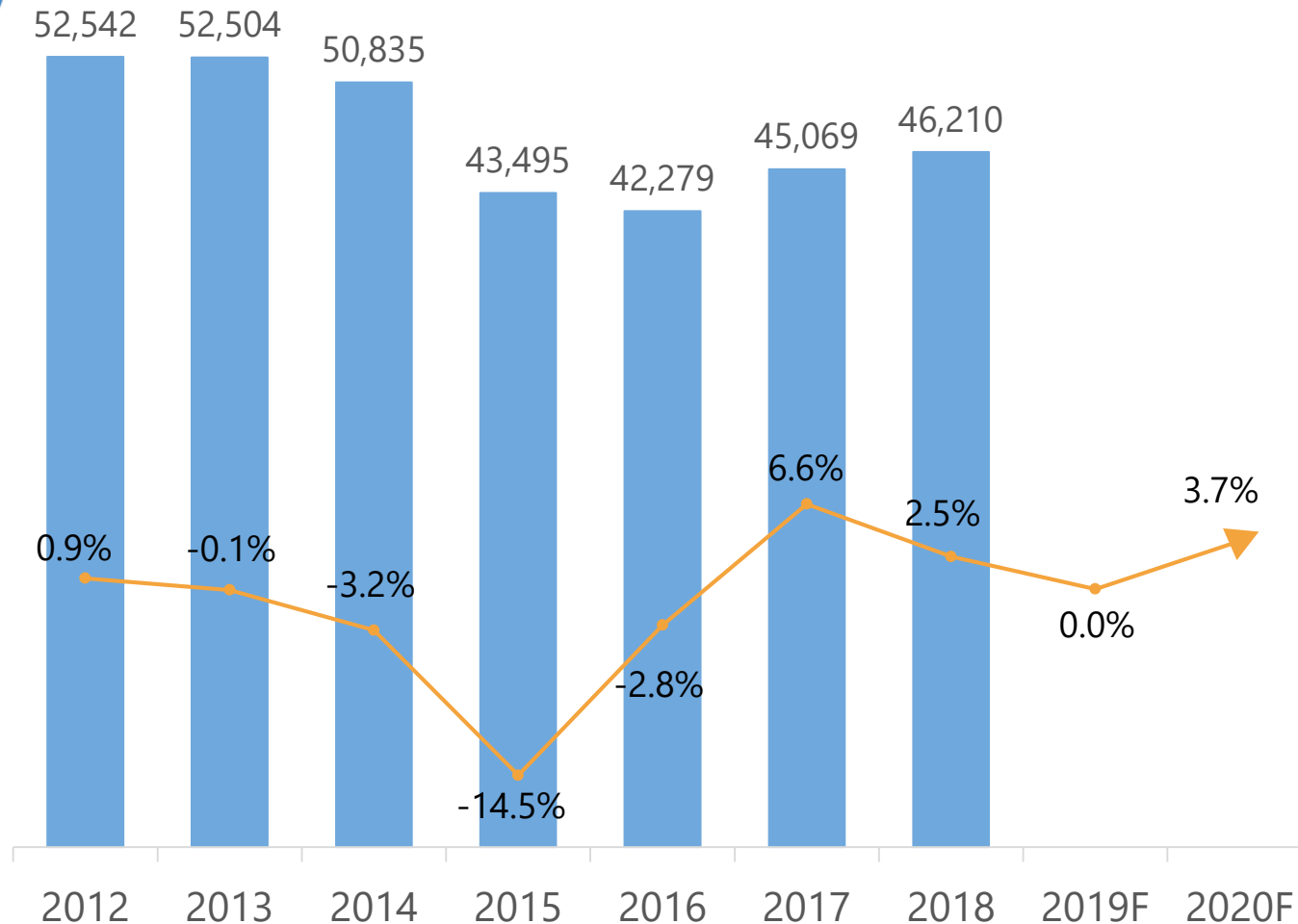
Canada is generally regarded as a **world leader** in PPPs. PPP Canada, a Crown corporation that has run from 2008–18 to promote adoption of the model, has played a key part in establishing PPPs as an effective way to guarantee performance of infrastructure in all stages and procedures.

PPPs have since become **widely used** by different jurisdictions in Canada, demonstrating that the public sector's capacity to manage these complex arrangements is mature.

Canada's PPP market is **strong and stable**, and the Government of Canada continues to support the model as an efficient system to build more infrastructure across Canada. In 2019 investment in PPP projects reached an amount of USD 104 billion, after USD 15.2 billion in 2018 and USD 3.3 billion in 2017.

1.2. GDP per capita. Canada.

USD and growth (%). 2012 – 2020F

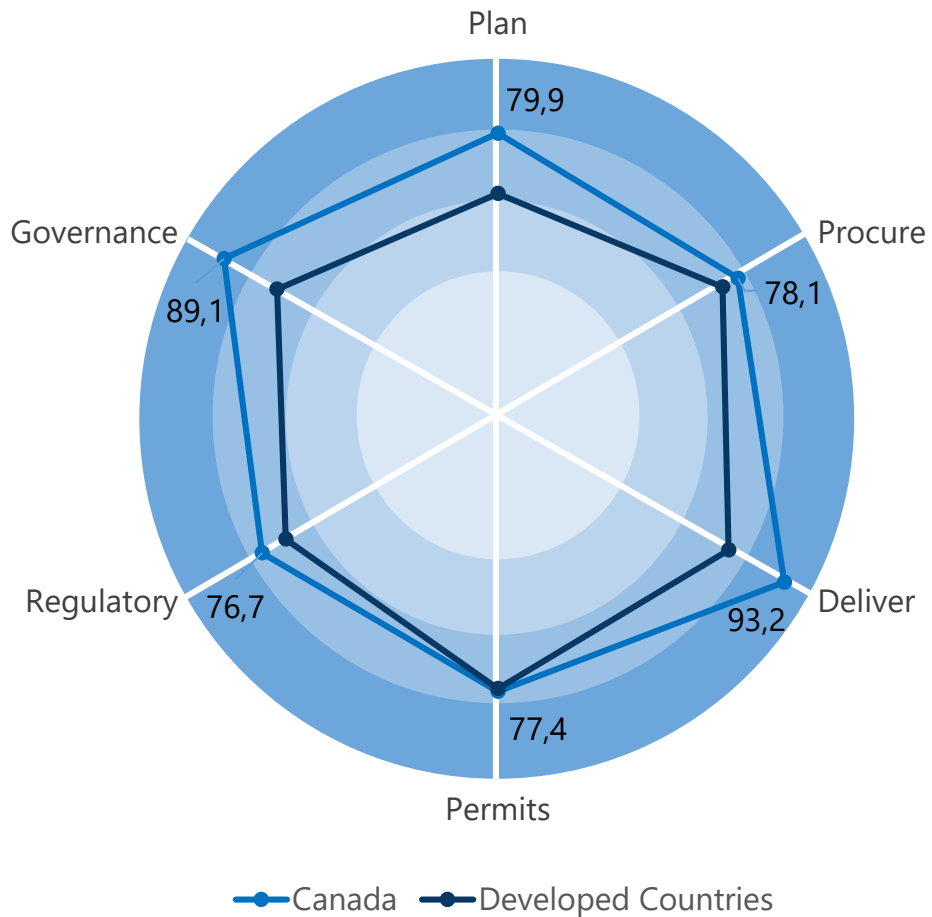


Source: World Bank Data

After a drastic fall in 2015, the economic situation of Canada has recovered and is evolving **positively**, with an increase of 2.5% in the GDP per capita in 2018. Besides, there are **signals of growth** for the following years, with a 3.7% growth forecast for 2020.

1.3. PPP Score.

Infracompass. Canada, 2019 (1-100)

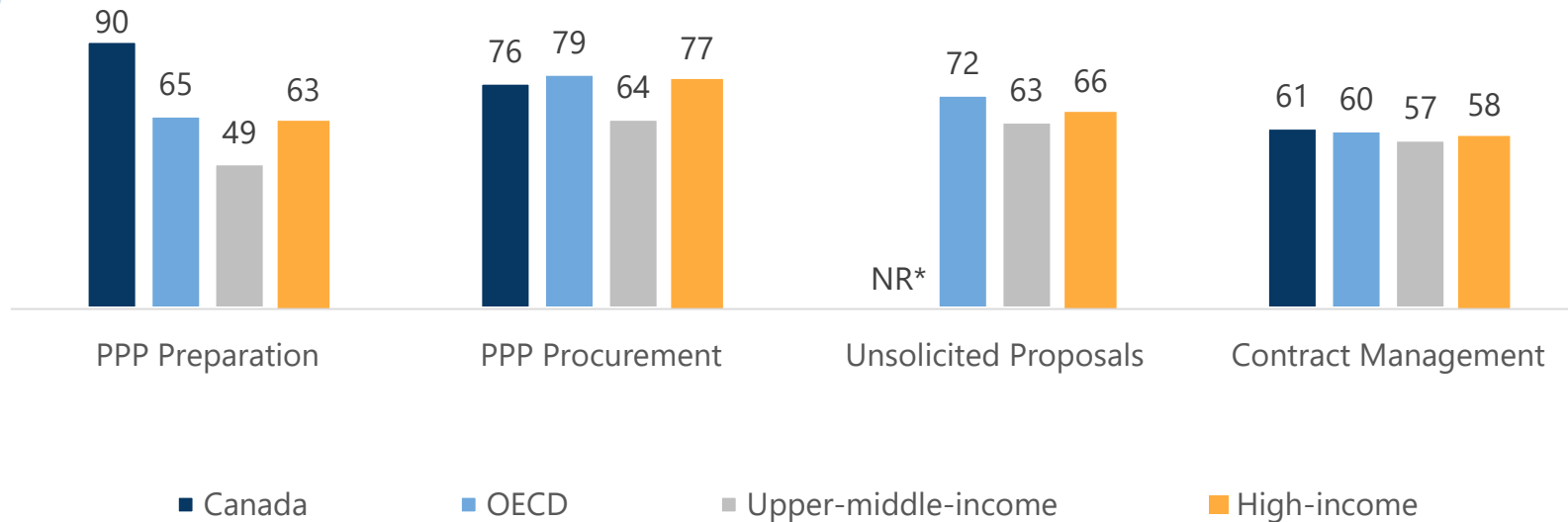


Canada's scores across the infrastructure policy and delivery domains are generally above the average levels recorded across other developed countries on all aspects, which shows a **great performance**. The country gets its higher score in the Deliver dimension and the lowest in the Regulatory dimension.

1.4. Procuring Infrastructure PPP projects

PPP Regulatory Framework score

Canada, OECD, Upper-middle-income and High-income countries



Canada has its best score in PPP Preparation, quite **above all the rest.**

The country **performed well** in PPP Procurement and Contract Management, with scores close to the rest of regions.

*Not Regulated

Note: The possible scores range from 0 to 100. The economies with the highest scores, nearing 100, are considered to have a PPP framework that is closely aligned with international PPP good practices.

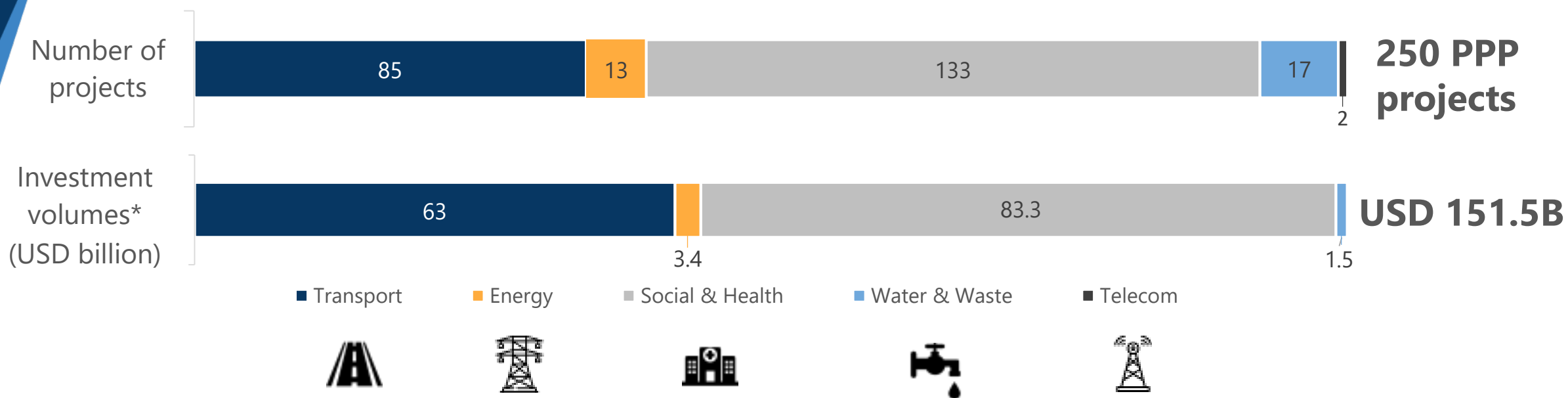
Source: Procuring PPP projects Report. 2018

2. PPP ACTIVITY



2.1. PPP Project portfolio by sector (Canada)

Number of projects and investment volumes* in USD



Social & Health sector leads the PPP market in the country in both number of projects and investment volumes (133 PPP projects and USD 83.3 billion). **Transport** also constitutes an important part of the market (85 PPP projects and USD 63 billion).

Note: The total amount of projects and investment involve all the projects in different stages until December 2019.

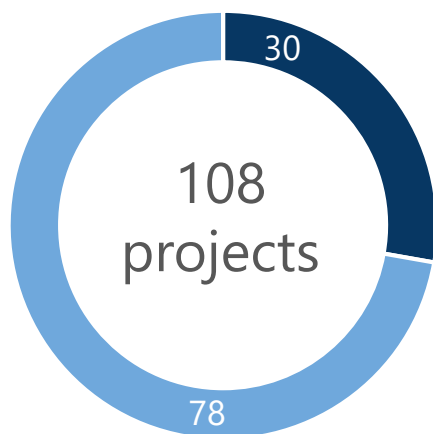
*Not all projects' financial data available

Source: InfraPPP World Project Database 2019

2.2. PPP Project portfolio by stage (Canada)

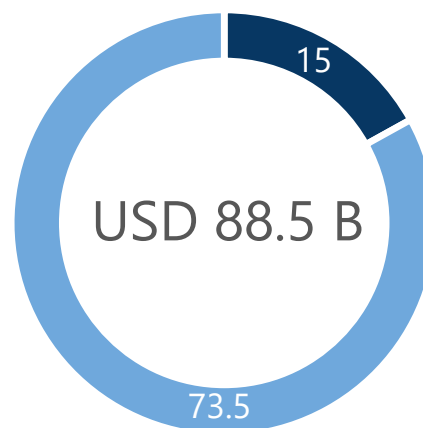
Projects in pipeline (in planning + in tender*)

Number of projects



- In Planning
- In Tender

Investment volumes**
(USD billion)



Canada has a pipeline composed of **108 PPP projects**, involving a total forecasted investment of **USD 88.5 billion**:

- **In planning**: 30 projects – USD 15 billion.
- **In tender**: 78 projects - USD 73.5 billion.

*PPP projects at planning or tender stage.

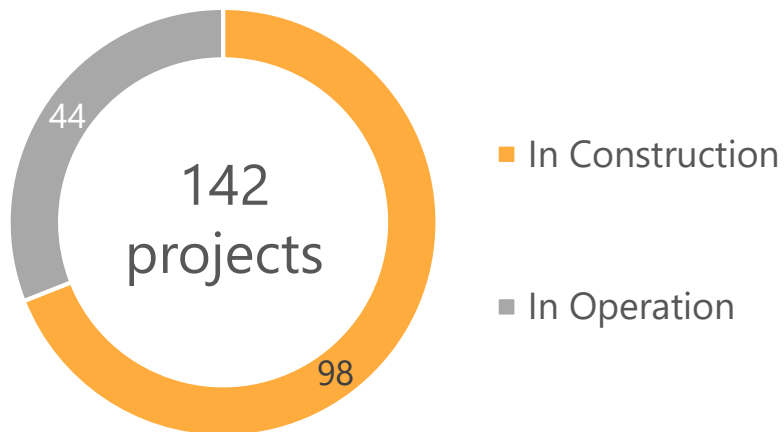
**Not all projects' financial data available

Source: InfraPPP World Project Database 2019

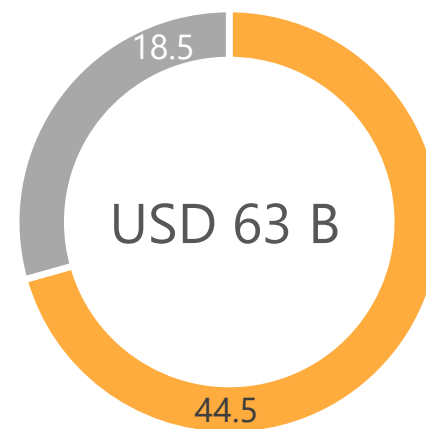
2.3. PPP Project portfolio by stage (Canada)

Active projects (in construction + in operation)

Number of projects



Investment volumes*
(USD billion)



Canada has a total of **142 active PPP** projects, involving a total investment of **USD 63 billion**:

- **In construction**: 98 projects - USD 44.5 billion.
- **In operation**: 44 project - USD 18.5 billion.

*Not all projects' financial data available

3. TOP COUNTRIES



3.1. Top PPP regional competitors.

PPP Activity and investment volumes* in USD 2018-2019



UNITED STATES

Number: 150
Value: USD 50B



BRAZIL

Number: 61
Value: USD 43B



MEXICO

Number: 7
Value: USD 8.5B



COLOMBIA

Number: 22
Value: USD 6B

PPP projects
in Pipeline

PPP projects
active

Number: 67
Value: USD 48B

Number: 56
Value: USD 21B

Number: 14
Value: USD 9.2B

Number: 20
Value: USD 12B

*Not all projects' financial data available

Source: InfraPPP World Project Database 2019

4. TOP PROJECTS



4.1. TOP PPP projects in pipeline. Canada.

Biggest projects in pipeline by investment volume – 2018/19

Source: InfraPPP World Project Database 2019

Trinity College Student Residence and Classrooms in Toronto



- **Country:** Canada
- **Sector:** Student Housing
- **Stage:** In tender
- **Value:** USD 60.5 B
- **Description:**

Building of approximately 16,000-18,000 square metres with three primary space types, including: student housing, teaching and learning space and common spaces, including an industrial-scale food service operation.

Ontario line subway PPP project in Toronto



- **Country:** Canada
- **Sector:** Railway
- **Stage:** In planning
- **Value:** USD 7.7 B
- **Description:**

Development of 16km free-standing subway line, connecting Ontario Place to the Ontario Science Centre. It features 15 potential stations, including six interchange stations adding 17 new connections to GO Transit, existing subways and streetcars.

Green Line stage 1 light rail transit (LRT) project in Calgary



- **Country:** Canada
- **Sector:** Railway
- **Stage:** In tender
- **Value:** USD 3.7 B
- **Description:**

The Green Line will comprise a 20 km 14-station light rail transit (LRT) system. The first phase is expected to run from 16 Avenue N in Crescent Heights to 126 Avenue SE in Shepard, running through downtown Calgary.

QEII New Generation PPP Project



- **Country:** Canada
- **Sector:** Hospital
- **Stage:** In tender
- **Value:** USD 1.5 B
- **Description:**

Development of the Community Outpatient Centre, the Halifax Infirmary site of the QEII Health Sciences Centre, the new QEII Cancer Centre, outpatient centre, inpatient centre, including hospital beds and operating rooms, and the new innovation and learning centre.

4.2. TOP PPP active projects. Canada.

Biggest active projects by investment volume – 2018/19

Source: InfraPPP World Project Database 2019

Reseau Electrique de Montreal (REM) Light Rail Transit (LRT) PPP



- **Country:** Canada
- **Sector:** Railway
- **Stage:** Financial close
- **Value:** USD 4.9 B
- **Description:**

The REM Project is a fully automated, electric light rail transit (LRT) system, made up of 67 km of dedicated rail lines, with 50% of the tracks occupying existing rail corridors and 30% following existing highways.

Eglinton Crosstown Light Rail Transit (LRT) PPP project in Toronto



- **Country:** Canada
- **Sector:** Railway
- **Stage:** In construction
- **Value:** USD 4 B
- **Description:**

19 km light rail line within an integrated system consisting of stations, trackworks, signaling, communications and other required infrastructure. 10 km of the line will be underground, and it will have 25 stations and stops, linking to bus routes and three subway stations.

National Capital Region district energy system PPP project in Canada



- **Country:** Canada
- **Sector:** Energy efficiency
- **Stage:** Awarded
- **Value:** USD 2 B
- **Description:**

Design, build, convert, maintain and operation of five heating and cooling plants in the National Capital Region of Canada. Canada's National Capital Region includes an area of 4,715 km² with capital city Ottawa.

A-30 highway P3 in Montréal



- **Country:** Canada
- **Sector:** Road
- **Stage:** In operation
- **Value:** USD 1.5 B
- **Description:**

Design, build, finance, operate and maintain the 42km west section of the south Montréal bypass. This section includes the construction of two bridges and a tunnel. The contract also involves the operation, maintenance and upgrading of the 32km east section.

5. TOP PLAYERS



5.1. TOP PPP projects Players (Canada)





Number of deals* and investment value** - 2018/19



PROJECT OWNERS

-  EllisDon: 20 Deals. USD 9 B
-  Bird Cap.: 11 Deals. USD 0.8 B
-  Plenary: 9 Deals. USD 3.3 B
-  Gracorp: 6 Deals. USD 2.2 B

FINANCIAL ADVISORS

-  PwC: 3 Deals.
-  Operis: 2 Deals.
-  RBC: 1 Deal.
-  Stonebridge F.C.: 1 Deal.

LENDERS

-  TD Bank: 5 Deals.
-  SMBC: 4 Deals.
-  RBC: 3 Deals.
-  Fédération Des Caisses Desjardins: 3 Deals.

*Deals: Operations involving PPP projects

**Not all projects' financial data available

Source: InfraPPP World Project Database 2019

If you are interested in getting more details of Canada's projects, click the image below to visit our **PPP Reports section** and download this report's projects spreadsheet:

InfraPPP Reports



The **excel spreadsheet lists all of the PPP projects** in development in Canada in the InfraPPP database.

Projects are organised by stage, with listings spanning from projects in planning to those in operation.

InfraPPP



iMC worldwide

Development | Management | Infrastructure

Infrappworld.com

imcworldwide.com

+34 951 76 79 73

Europe Regional Office: Paseo de la Farola, 8 Oficina 5,
Málaga, Spain

Headquarters: 64-68 London Road Redhill, Surrey RH1
1LG, UK